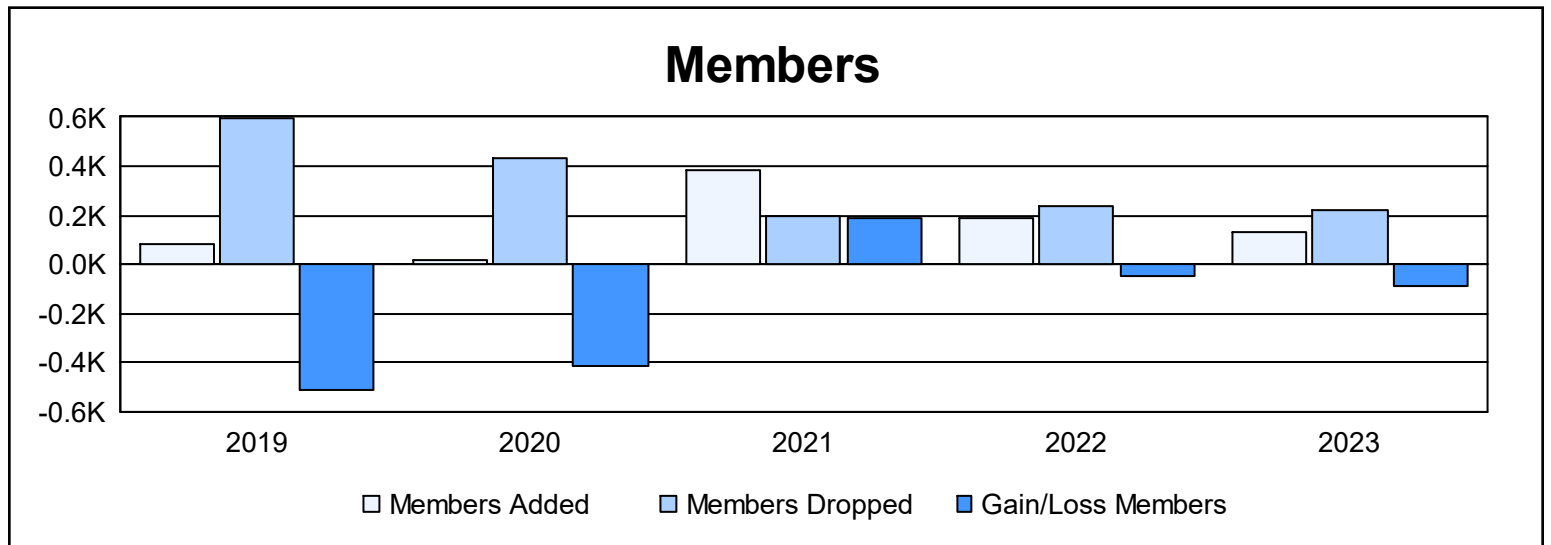
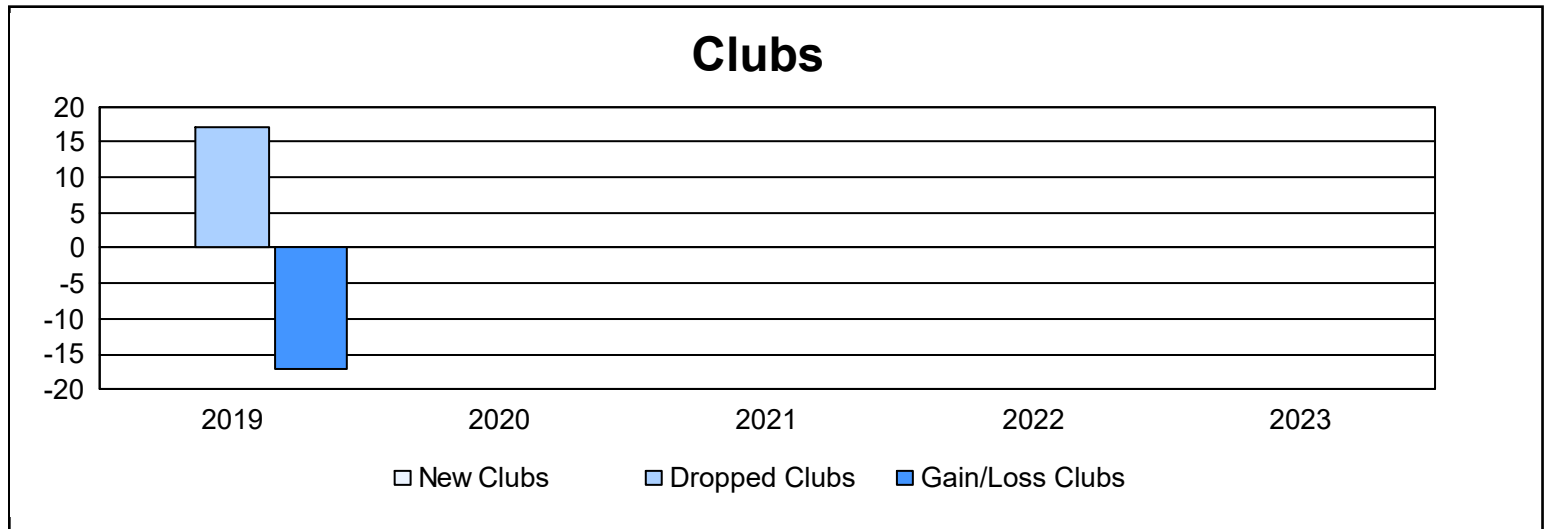
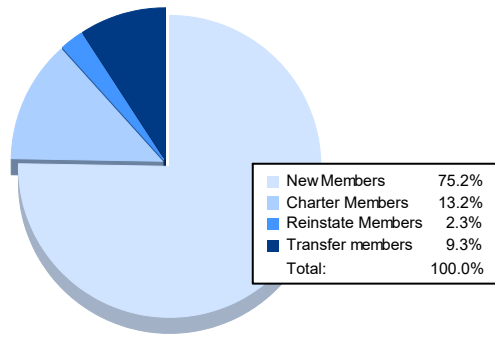


| Year           | New Clubs | Dropped Clubs | Gain/ Loss Clubs | New Members | Charter Members | Reinstate Members | Transfer Members | Total Member Added | Total Members Dropped | Gain/ Loss Members |
|----------------|-----------|---------------|------------------|-------------|-----------------|-------------------|------------------|--------------------|-----------------------|--------------------|
| 2018-2019      | 0         | 17            | -17              | 52          | 22              | 3                 | 6                | 83                 | 592                   | -509               |
| 2019-2020      | 0         | 0             | 0                | 0           | 14              | 0                 | 3                | 17                 | 433                   | -416               |
| 2020-2021      | 0         | 0             | 0                | 306         | 37              | 18                | 25               | 386                | 194                   | 192                |
| 2021-2022      | 0         | 0             | 0                | 155         | 15              | 5                 | 11               | 186                | 235                   | -49                |
| 2022-2023      | 0         | 0             | 0                | 97          | 17              | 3                 | 12               | 129                | 221                   | -92                |
| <b>Average</b> | <b>0</b>  | <b>3</b>      | <b>-3</b>        | <b>122</b>  | <b>21</b>       | <b>6</b>          | <b>11</b>        | <b>160</b>         | <b>335</b>            | <b>-175</b>        |



### Membership Composition June 2023 Cumulative



### Gender Composition June 2023 Cumulative

